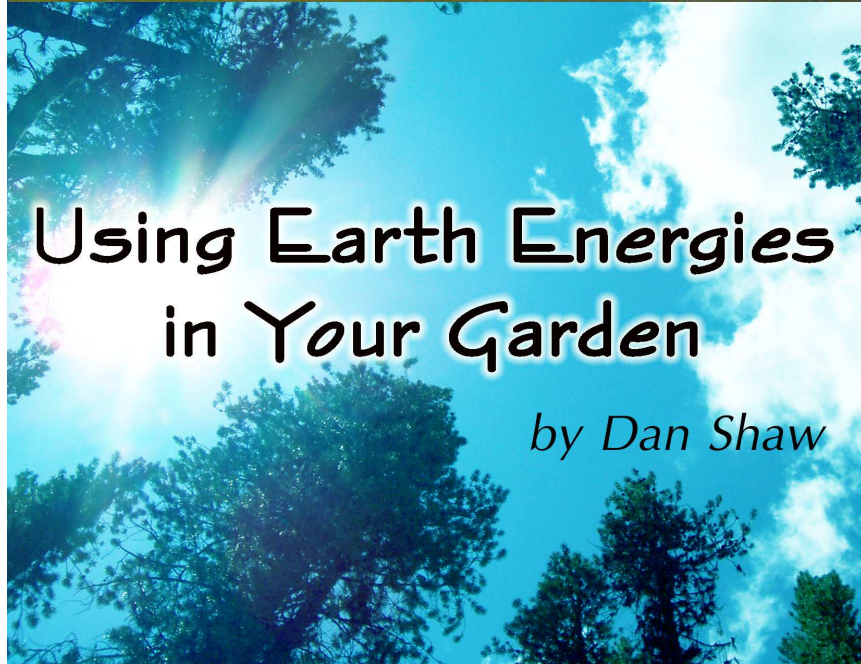




Stonehenge Gardening Tips



Using Earth Energies in Your Garden

by Dan Shaw



Stonehenge Gardening Tips:
Using Earth Energies in Your Garden
by Dan Shaw

Contents

Foreword

1. Stone Henge x 1,000 Henges
 2. The Sky at Stonehenge
 3. Henges Collect Earth Energies
 4. The Stones of Stonehenge
 5. Geometry of Stonehenge
 6. Geo-Electricity at Stonehenge
 7. The Sound of Stonehenge
 8. Water at Stonehenge
 9. Layering of Materials to Collect Energies
 10. Sex at Stonehenge
 11. Circles at Stonehenge
 12. Magnetism at Stonehenge
 13. Natural Radiation at Monuments
 14. Ceremony in your Garden
 15. Color at Stonehenge
 16. Air at Stonehenge
 17. Pyramids around the World
 18. Rest in your Garden
 19. Dreaming at Monuments
 20. Dowsing at Stonehenge
 21. Fire in your Garden
 22. Metals in your Garden
 23. Stonehenge and the Life Force Energy
- Afterword: Coming Home

Stonehenge Gardening Tips

Excerpt

I feel honored to invite you along with me to visit some of the world's most mysterious places. Join me on a whirlwind quest to uncover a portion of one of the most massive mysteries of human existence, advanced ancient civilizations in prehistory. Generations of scholars have struggled to explain how “primitive man” millennia ago built monuments that impress and puzzle modern engineers. Why did they build these monuments?

From my standpoint, these massive engineering works have many layers of meaning and purpose. Their exquisite precision and sophistication was meant to achieve *some* specific purposes, but what? I propose that one purpose of these ancient monuments was to make the land, the animals and the people more fruitful.

Stones + Henge: Henge means a circular bank and ditch

Let's begin by considering just the ring and ditch feature of the Stonehenge monument, which we find at about 1,000 other sites in the United Kingdom, and hundreds more in Europe. The “Mound Builders” in North America also used the henge earthwork design. Next we will examine the stones of Stonehenge and other features for application in our gardens. Not every henge contains massive stones like those at Stonehenge.

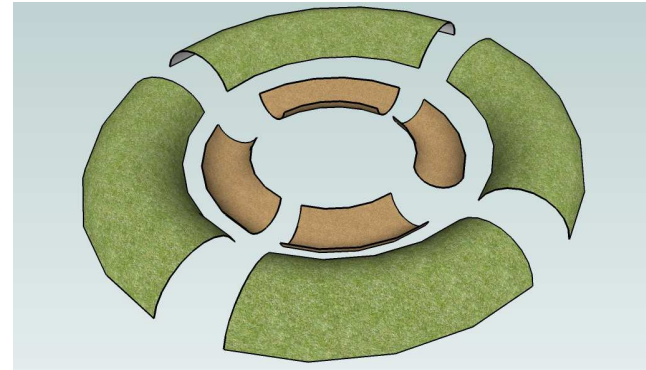
A *henge* is an earthwork typically consisting of a roughly circular or oval-shaped bank with an *internal* ditch surrounding a central flat area. The circular earth bank and ditch surrounding Stonehenge constitute the earliest phase of building, about 3100 BC. The henge at Stonehenge is *not* a typical henge; at Stonehenge the ditch is *outside* the main earthwork bank.



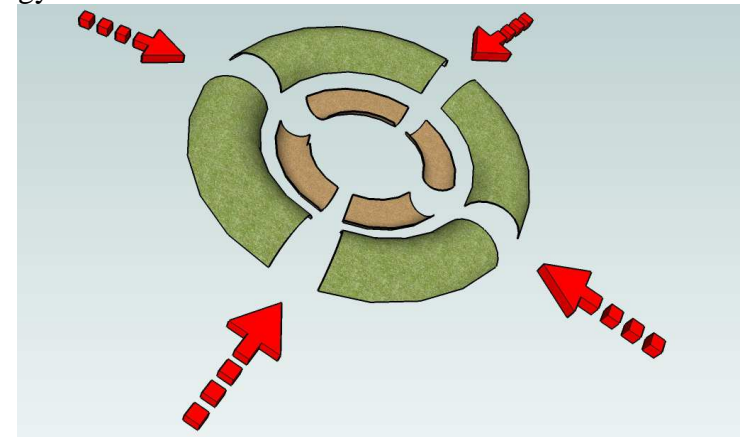
The cross section of a typical henge (left), compared to the cross section of Stonehenge (right). I am interested to hear from readers any hypothesis as to why the design of the henge at Stonehenge would be contrary to the norm.

Filtering wave energies

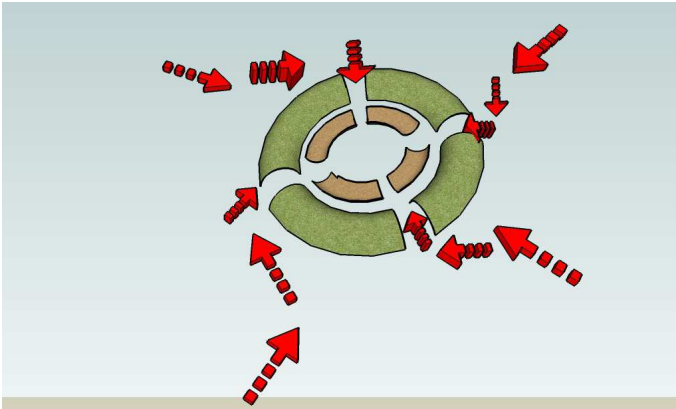
Picture a wave of energy traveling around the Earth, just beneath the surface. As it encounters a henge, the wave of energy may be deflected in much the same way as an ocean wave is deflected by a headland.



The ring and ditch pattern and openings function to permit entrance to some frequencies, while excluding other frequencies, in much the same way as an audio filter permits some frequencies and excludes others. Polarized sunglasses provide another close analogy.



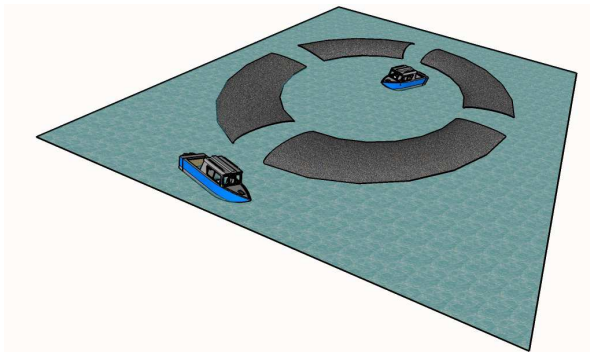
Some energies traveling in a straight line are able to enter into the monument directly.



Energies from random directions flow around the henge until they reach an opening, where they enter. Inside the henge, energies collect, perhaps pooling like water. Periodically, the collected energy discharges, and the cycle continues.

Henges filter out energies

The ring and ditch might affect energies within and around the monument in a fashion similar to the way that a harbor protects boats from wave energy.



Within this henge-shaped harbor, a boat floats calmly, even while outside the harbor another boat is tossed by waves. (Scale exaggerated for clarity.)



Stonehenge, Easter Island, the Great Pyramid...

All around the world, mind-boggling ancient monuments and artifacts demonstrate how Earth energies such as magnetism, electricity, gravity, and sound -- and more subtle energies -- make the Earth and animals more fertile and productive. Dan Shaw brings together 20 years of vortex research to show you how the ancients harnessed these energies, and how you can use these "vortex" energies, in your own garden.

The Eastern Earth Monuments Project
VORTEXMAPS.com